

Flowcharts

Problem code 1: Pump Motor Over-run

CAUTION: Use only the digital multimeter to check the system.

Bleed high pressure fluid from the maintenance bleeder with the Bleeder T-wrench (see page 19-77).

Remove the pump motor relay.

Connect the No. 1 and No. 2 terminals using a jumper wire for about 8 seconds.

Does the pump motor run with an increasingly loud, raspy sound?

NO

Pump runs with a constant soft sound:
Bleed air from anti-lock brake system using the procedure on page 19-79 and check the pump sound again.

YES

Check the accumulator fluid quantity by bleeding the high pressure line with the Bleeder T-wrench.

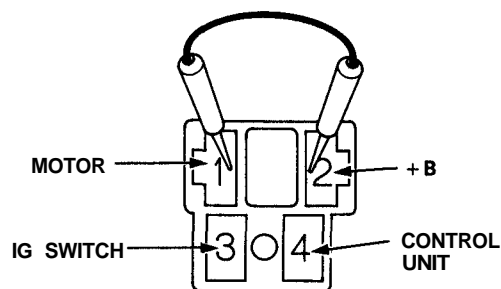
Is there 40–70 cc?

NO

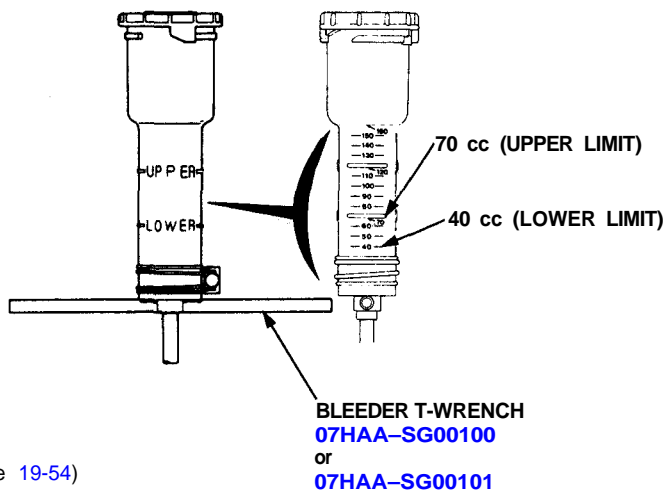
(To page 19-54)

YES

(To page 19-54)



View from under-hood relay/fuse box terminal side.

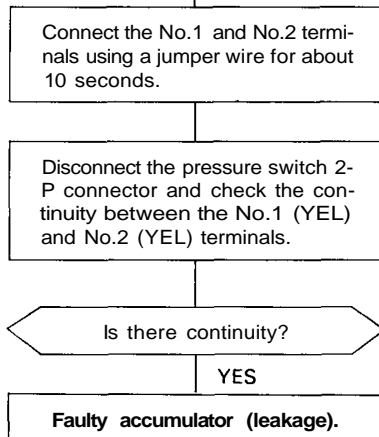


(cont'd)

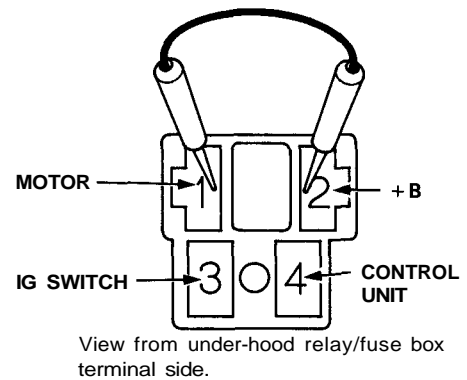
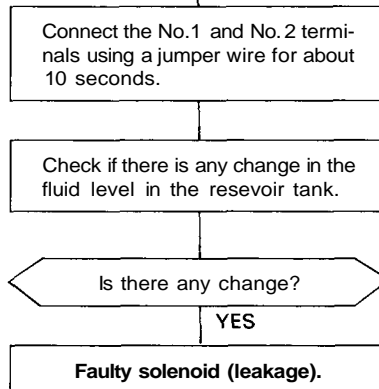
Troubleshooting

Flowcharts (cont'd)

(From page 19-53)



(From page 19-53)



SWITCH-SIDE CONNECTOR

